



# Pickleball Stops & Court Dividers

JOHNSBALLSTOP.COM

## SETUP GUIDE

### BASIC SETUP


Unfold the panels and lower all base braces; the unit is now ready for play.



Base Brace

### BASIC SETUP + Plus +

Basic setup plus adding "Stabilizer Braces" for outdoor play in windy conditions.



Stabilizer Brace

Top Rail Alignment Brackets are an optional add-on for additional stability.

Thank you for choosing JBS Pickleball Stops & Court Dividers

